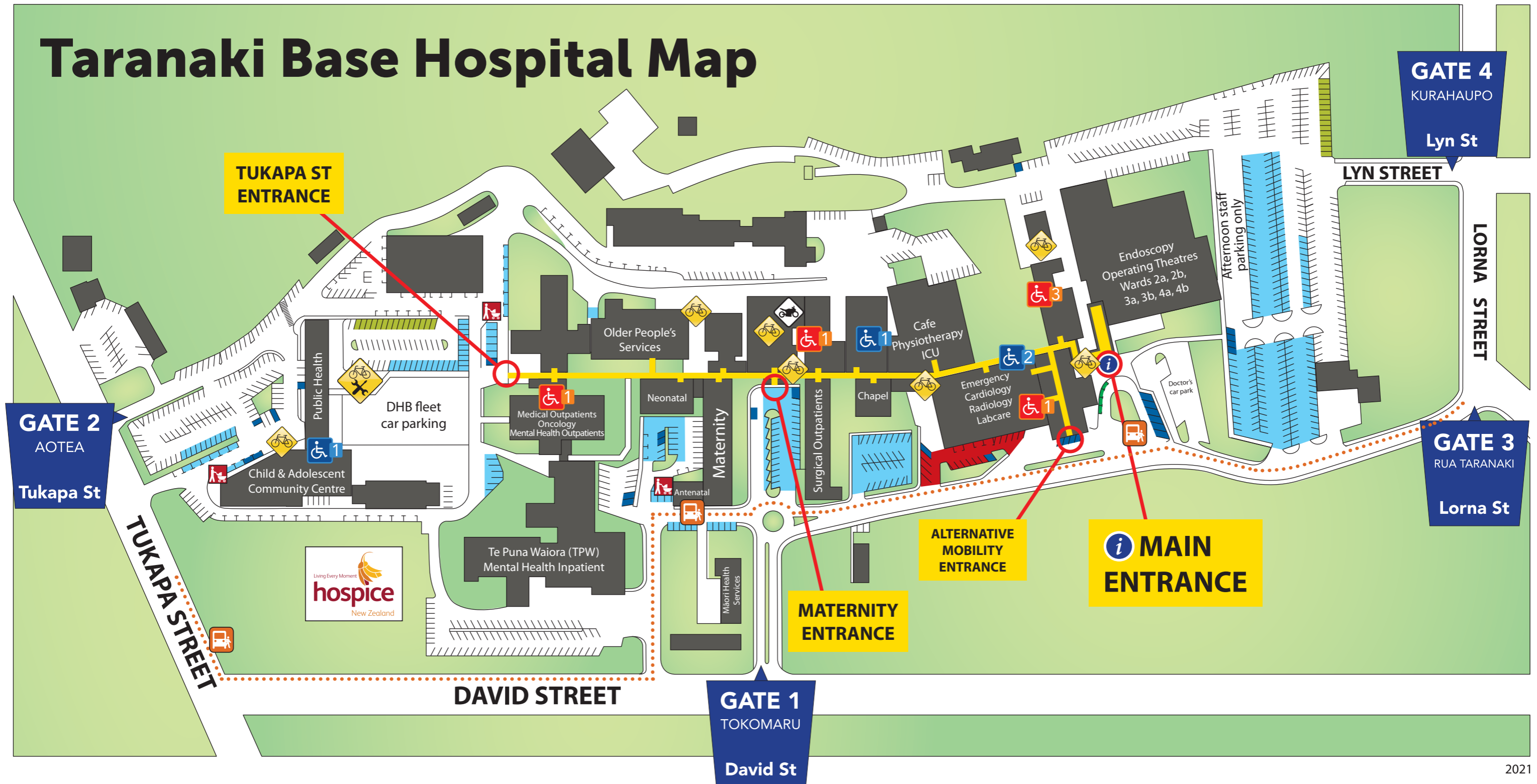









Taranaki Base Hospital Map



Where can I park?

- Patients and visitors can park in the light blue car parks and the white car parks.
- Mobility parks are located near each entrance.
- The red area is reserved for Emergency Department patient parking only.

This map is available at www.tdhub.org.nz

 Patient/visitor parking	 Disabled toilet & level <i>24 hour access</i>	 Bike stands
 Five minute parking/drop off zone	 Disabled toilet & level <i>Business hours only</i>	 Bike repair station
 All day parking	 Emergency Department patient parking only	 Motorbike park
 Mobility parking	 Parent and baby parking	 Taranaki Bus (<i>Route 3 - taranakibus.info</i>)
 Emergency Department patient parking only	 Carpooling parking	 Bus stops (<i>Route 3 - taranakibus.info</i>)
 Parent and baby parking		 Main corridor