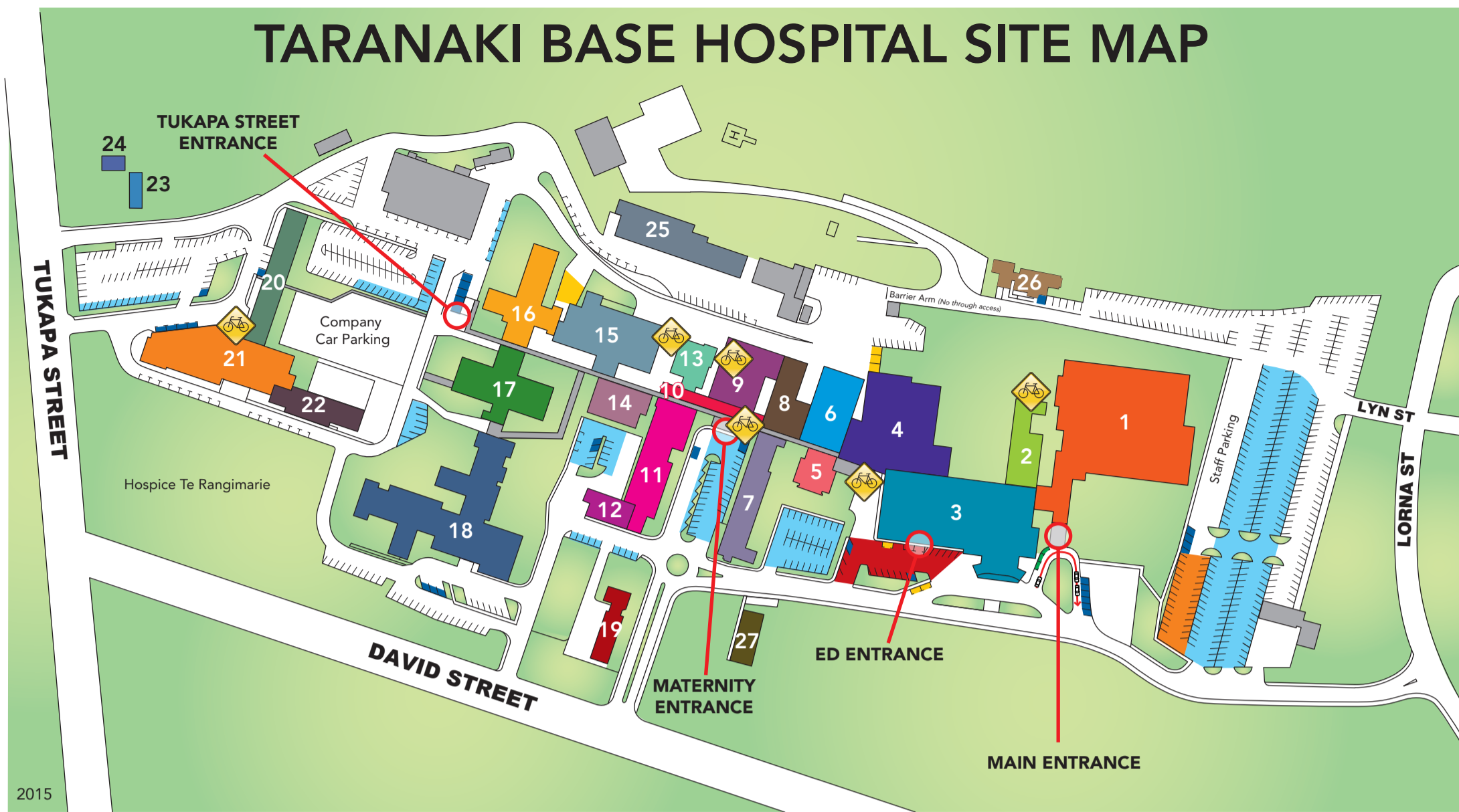










# TARANAKI BASE HOSPITAL SITE MAP



2015

## Where can I park?

Patients and visitors can park in the light blue car parks, the white car parks and for short term visits in the orange and yellow car parks. People requiring mobility parks can park in the dark blue parking. The red area is reserved for emergency department patient parking only.

- |   |   |   |   |
|---|---|---|---|
|  | Patients / Visitor Parking                  |  | All Day Parking                           |
|  | Patients / Visitor Parking (2 hour limit)   |  | Mobility Car Parks                        |
|  | Patients / Visitor Parking (1/2 hour limit) |  | Emergency Department Patient Parking Only |
|  | 5 Minute Park / Drop Off Zone               |  | Bike Stands                               |

- |  |   |   |
|--|---|---|
| <p><b>1</b> Acute Services Building<br/>L1 Theatres &amp; Endoscopy Suite<br/>Sterile Services Department (SSD)<br/>L2 Ward 2A - Older People's Health &amp; Rehabilitation<br/>Ward 2B - TSB Children &amp; Young People<br/>L3 Ward 3A - General Surgery<br/>Ward 3B - Orthopaedic /Surgical Specialist<br/>L4 Ward 4A - General Medicine<br/>Ward 4B - General Medicine</p> <p><b>2</b> Block C<br/>L1 Renal Unit<br/>L2 Dental Unit<br/>L3 Audiology/Speech Therapy</p> <p><b>3</b> Clinical Services Block<br/>L1 Main Reception<br/>Shop<br/>TSB Cardiology Suite<br/>Ophthalmology<br/>Emergency Department<br/>Pharmacy<br/>Case Managers<br/>L2 Fulford Radiology<br/>L3 Labcare<br/>Hospital &amp; Specialist Services</p> <p><b>4</b> Special Services Block<br/>L1 Cafeteria<br/>Dietitians<br/>L2 Physiotherapy<br/>Occupational Therapy<br/>L3 Education Centre<br/>Library<br/>Human Resources<br/>L4 Intensive Care Unit</p> | <p><b>5</b> Chapel</p> <p><b>6</b> L1 Stores<br/>L2 Orthotics</p> <p><b>7</b> Surgical Outpatients</p> <p><b>8</b> L1 Information &amp; Communication Technology (ICT) Services (Service Delivery Team)<br/>L2 Department of Medicine</p> <p><b>9</b> Corporate Offices<br/>Finance<br/>Planning &amp; Funding<br/>Communications</p> <p><b>10</b> L2 Orderly &amp; Cleaning Services<br/>L3 Screening Unit<br/>Specialist Education Service<br/>Management Information Unit (MIU)</p> <p><b>11</b> L1 Maternity Delivery Suite<br/>Antenatal Clinic<br/>L2 Maternity Post Natal</p> <p><b>12</b> Antenatal</p> <p><b>13</b> Quality &amp; Risk<br/>Customer Services<br/>Nursing Directorate</p> <p><b>14</b> Neonatal Unit</p> <p><b>15</b> District Nurses<br/>Older People's Health &amp; Rehabilitation<br/>Social Workers</p> | <p><b>16</b> L1 Medical Records<br/>L2 Drug &amp; Alcohol</p> <p><b>17</b> L1 Medical Outpatients/Oncology<br/>Bone Density<br/>L2 Mental Health Outpatients</p> <p><b>18</b> Te Puna Waiora/Mental Health</p> <p><b>19</b> Whaiora &amp; Maori Health</p> <p><b>20</b> Hostel<br/>Public Health Unit<br/>Transport Services</p> <p><b>21</b> Child &amp; Adolescent Community Centre<br/>Public Health Nurses</p> <p><b>22</b> Recreation Centre</p> <p><b>23</b> Information &amp; Communication Technology (ICT) Services (Solutions Team)</p> <p><b>24</b> Community Oral Health Service</p> <p><b>25</b> Engineering</p> <p><b>26</b> Clinical Skills Lab</p> <p><b>27</b> Overnight Units</p> |
|--|---|---|